



### District Report Card: 2017


<b>State:</b> Himachal Pradesh	<b>District:</b> Kangra
<b>Class:</b> 8	<b>Subject:</b> Mathematics
<b>Schools:</b> 51	<b>Students:</b> 901


### Participation/Coverage


#### Students

<div>GENDER</div> <div></div>	Boys				Girls			
	Number		%		Number		%	
	468		51.94		433		48.06	

<div>AREA</div> <div></div>	Rural				Urban			
	Number		%		Number		%	
	786		87.24		115		12.76	

<div>CATEGORY</div> <div></div>	SC		ST		OBC		GEN	
	Number	%	Number	%	Number	%	Number	%
	291	32.30	72	7.99	324	35.96	214	23.75

<div>CWSN</div> <div></div>	LD	VI	HI	S&LD	ID	Oth
	3	1	0	2	2	15

<div>Management</div> <div></div>	Government			Government-aided		
	Number		%	Number		%
	872		96.78	29		3.22

### Average Performance of Students in Mathematics (%)

Overall	Gender		Area		Management		Social Group			
	Male	Female	Rural	Urban	Govt.	Aided	SC	ST	OBC	GEN
35.75	35.38	36.15	36.35	31.65	36.09	25.75	34.85	35.28	34.07	39.69

## Performance on Learning Outcomes (LOs)

Learning Outcomes	Description	Average Performance(%)
M601	Solves problems involving large numbers by applying appropriate operations	36.84
M606	Solves problems on daily life situations involving addition and subtraction of fractions / decimals	45.08
M620	Finds out the perimeter and area of rectangular objects in the surroundings like floor of the class room, surfaces of a chalk box etc.	31.46
M621	Arranges given/collected information in the form of table, pictograph and bar graph and interprets them	23.34
M702	Interprets the division and multiplication of fractions	40.18
M705	Solves problems related to daily life situations involving rational numbers	30.41
M706	Uses exponential form of numbers to simplify problems involving multiplication and division of large numbers	23.71
M707	Adds/subtracts algebraic expressions	46.84
M710	Solves problems related to conversion of percentage to fraction and decimal and vice versa	22.20
M717	Finds out approximate area of closed shapes by using unit square grid/graph sheet	28.38
M719	Finds various representative values for simple data from her/his daily life contexts like mean, median and mode	52.17
M721	Interprets data using bar graph	48.06
M801	Generalizes properties of addition, subtraction, multiplication and division of rational numbers through patterns	32.54
M802	Finds rational numbers between two given rational numbers	30.17
M803	Proves divisibility rules of 2, 3, 4, 5, 6, 9 and 11	44.85
M804	Finds squares, cubes, square roots and cube roots of numbers using different methods	32.76
M808	Uses various algebraic identities in solving problems of daily life	45.69
M812	Verifies properties of parallelogram and establishes the relationship between them through reasoning	28.48
M818	Finds surface area and volume of cuboidal and cylindrical object	23.06
M819	Draws and interprets bar charts and pie charts	32.85

Range of Performance of Students who Answered Correctly							
Below 30%		30% - 50%		50% - 75%		Above 75%	
Number	%	Number	%	Number	%	Number	%
414	45.95	303	33.63	162	17.98	22	2.44

## Lowest Performing Learning Outcomes (LOs)

- 1 - Solves problems related to conversion of percentage to fraction and decimal and vice versa (22.20)
- 2 - Finds surface area and volume of cuboidal and cylindrical object (23.06)
- 3 - Arranges given/collected information in the form of table, pictograph and bar graph and interprets them (23.34)

- 4 - Uses exponential form of numbers to simplify problems involving multiplication and division of large numbers (23.71)
- 5 - Finds out approximate area of closed shapes by using unit square grid/graph sheet (28.38)